

# FEBRUARY 2023 DIGITAL BANKING UPGRADE


## First Time Login Instructions



Whether you're logging into our new digital banking platform online at [www.midsouthfcu.org](http://www.midsouthfcu.org) or on your mobile device, the process is the same. Follow these easy steps to log in for the first time.

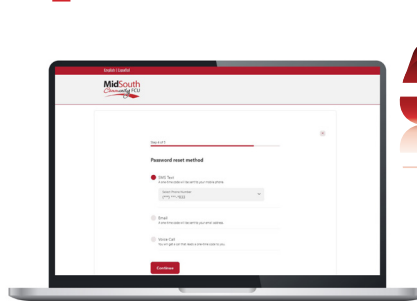


## 7 Easy Steps!




# 1

**Login:** Log in using your current Username and Password and select "Login."




# 5

**Select Delivery Method:** Select your preferred method to receive a temporary passcode and select "Continue."



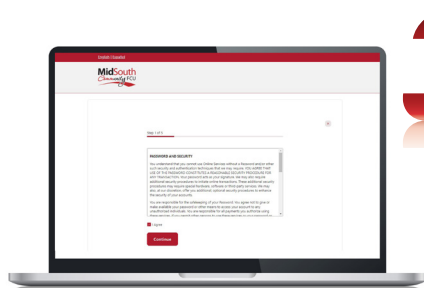
# 2

**Password Prompt:** You'll be prompted to begin creating a new Password.




# 6

**Enter Verification Code:** Enter the temporary code you received in the field provided and select "Verify."



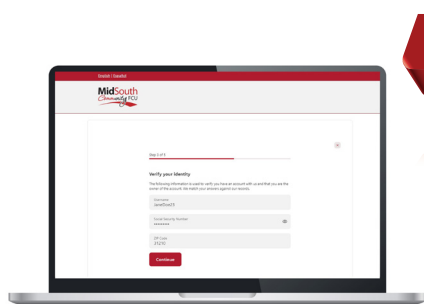
# 3

**Review Disclosure:** Review and check the box to agree to the disclosure terms and select "Continue."



# 7

**Create New Password:** Next, create a new Password that is at least 10 characters in length (Must include 1 lower case letter, 1 upper case letter, 1 special character, and 1 number). Enter the Password a second time to "Confirm."



# 4

**Verify Identity:** Verify your identity by entering in personal data associated with your account and select "Continue."

Once your Password creation is complete, you can freely explore your accounts and the new platform.

For more information on the new and improved online and mobile banking platform, visit our [Resource Center](#).